

**Vehicle Standards Bulletin N° 14**

**National Code of Practice for Light Vehicle  
Construction and Modification**

**ICV MOTOR VEHICLE CHECKLIST  
(ADR Category MA, MB AND MC)**

**CODE LO1**

**CHECKLIST LO1-3**

## Owner Details

Owner's Name \_\_\_\_\_

Address \_\_\_\_\_

\_\_\_\_\_

Telephone \_\_\_\_\_ Mobile \_\_\_\_\_

Email \_\_\_\_\_

## Vehicle Details

Make \_\_\_\_\_ Model \_\_\_\_\_ Year of Manufacture \_\_\_\_\_

Vehicle Mass (kg) \_\_\_\_\_ Fuel Tank Certification Number (where applicable) \_\_\_\_\_

VIN/Chassis Number \_\_\_\_\_

## Engine Details

Make \_\_\_\_\_ Type \_\_\_\_\_ No. of Cylinders/Rotors \_\_\_\_\_

Displacement \_\_\_\_\_ Litres or \_\_\_\_\_ Cubic Inches Year of Manufacture \_\_\_\_\_

ADR Engine was designed to comply with \_\_\_\_\_ Maximum Power Output \_\_\_\_\_ KW or \_\_\_\_\_ BHP

## Signatory Certification

Vehicle Certified By (Signatory) \_\_\_\_\_

Signatory Employer (if applicable) \_\_\_\_\_

Signatory's Signature \_\_\_\_\_ Date \_\_\_\_\_

VIN	Certificate N <sup>o</sup>	Signature
-----	----------------------------	-----------

Notes:.....  
 .....  
 .....

MAKE:	ENGINE No.	ADR Category									
MODEL	VIN:										

**ADR 1/00 REVERSING SIGNAL LAMPS**  
(Effective date for MA vehicles July 1988)

FEATURE	Compliance
Reversing light or lights fitted and operate continuously only when reverse gear selected and ignition switched on?	Y <input type="checkbox"/> N <input type="checkbox"/> NA <input type="checkbox"/>
Colour white/amber?	Y <input type="checkbox"/> N <input type="checkbox"/> NA <input type="checkbox"/>
Number of lamps one/two (circle)?	
Compliance with rule	Y <input type="checkbox"/> N <input type="checkbox"/> NA <input type="checkbox"/>

**ADR 2/00 DOOR LATCHES AND HINGES**  
(Effective date for MA vehicles July 1988)

FEATURE	Compliance
Two (fully latched and secondary) latch positions?	Y <input type="checkbox"/> N <input type="checkbox"/> NA <input type="checkbox"/>
Locks on all side doors and operating mechanism in the interior?	Y <input type="checkbox"/> N <input type="checkbox"/> NA <input type="checkbox"/>
Do front door locks prevent their opening from outside?	Y <input type="checkbox"/> N <input type="checkbox"/> NA <input type="checkbox"/>
<b>Rear Door Locks MA only</b> Do the rear door locks prevent their opening from inside and outside? <u>or</u>	Y <input type="checkbox"/> N <input type="checkbox"/> NA <input type="checkbox"/>
Rear door locks prevent opening from outside and, inside by engagement of 'Child Safety Locks'?	Y <input type="checkbox"/> N <input type="checkbox"/> NA <input type="checkbox"/>
Compliance with rule	Y <input type="checkbox"/> N <input type="checkbox"/> NA <input type="checkbox"/>

**ADR 3/00- SEATS AND SEAT ANCHORAGES**  
(Effective date for MA vehicles July 1988)

FEATURE	Compliance
Self-locking restraining device and release control provided on all hinged seats or seat backs?	Y <input type="checkbox"/> N <input type="checkbox"/> NA <input type="checkbox"/>
Where seat must hinge or fold to permit access to or egress from another seating position, is release control readily accessible to the occupant of the seat immediately behind?	Y <input type="checkbox"/> N <input type="checkbox"/> NA <input type="checkbox"/>
Compliance with rule	Y <input type="checkbox"/> N <input type="checkbox"/> NA <input type="checkbox"/>

**ADR 4/02 and ADR 4/03 – SEATBELTS**  
(Effective date for MA vehicles July 1988)

FEATURE	Compliance
Are seat belts fitted?	Y <input type="checkbox"/> N <input type="checkbox"/> NA <input type="checkbox"/>
Are they ADR compliant	Y <input type="checkbox"/> N <input type="checkbox"/> NA <input type="checkbox"/>
Are newly installed seat belts new?	Y <input type="checkbox"/> N <input type="checkbox"/> NA <input type="checkbox"/>
If an alternate standard, are they an equivalent ADR standard (eg RAWs Guidelines)?	Y <input type="checkbox"/> N <input type="checkbox"/> NA <input type="checkbox"/>
All seat belts in good working condition?	Y <input type="checkbox"/> N <input type="checkbox"/> NA <input type="checkbox"/>

<b>VIN</b>	<b>Certificate N°</b>	<b>Signature</b>
------------	-----------------------	------------------

Notes:.....  
.....  
.....

Retractor lap sash seat belts on all outboard seating positions for year of manufacture (except second row MC vehicle category, vehicles with no permanent structure and third row folding seats in cargo area)? (Note outboard positions without retractors)	Y <input type="checkbox"/> N <input type="checkbox"/> NA <input type="checkbox"/>	
Lap belts, at least, for all other seating positions?	Y <input type="checkbox"/> N <input type="checkbox"/> NA <input type="checkbox"/>	
For swivelling seats is a seatbelt assembly provided for all positions in which the seat may be locked?	Y <input type="checkbox"/> N <input type="checkbox"/> NA <input type="checkbox"/>	
IF NA, Is there a durable label with the words 'WARNING THIS SEAT IS ONLY TO BE USED IN THE (FORWARD/REARWARD etc as applicable) FACING POSITION WHILST THE VEHICLE IS IN MOTION' affixed adjacent to the swivelling seat and visible to the person occupying that seat, and is a seat belt provided for the forward and rearward facing positions?	Y <input type="checkbox"/> N <input type="checkbox"/> NA <input type="checkbox"/>	
For any two seating position, identify:	(1)	(2)
(1) location		
(2) mfr name/trade mark #		
(3) date of manufacture M/Y		
(4) identification code #		
(5) AS2596 Lic no		
Buckle Identification code if different to Lap/Sash		
If 'E' marked R16, Approval No		
Driver's seatbelt incorporates an ELR?	Y <input type="checkbox"/> N <input type="checkbox"/> NA <input type="checkbox"/>	
All other outboard seatbelts incorporate an ELR and/or an ALALR?	Y <input type="checkbox"/> N <input type="checkbox"/> NA <input type="checkbox"/>	
For drivers seating position, the seat belt appears to 'Correctly Fit' a '95 <sup>th</sup> Percentile Adult Male with the seat in the foremost driving position, and a '5 <sup>th</sup> Percentile Adult Female', with the seat in the rearmost driving position.	Y <input type="checkbox"/> N <input type="checkbox"/> NA <input type="checkbox"/>	
For all other seating positions, the seat belt appears to 'Correctly Fit' a '95 <sup>th</sup> Percentile Adult Male' with the seat in the foremost riding position, and a '50 <sup>th</sup> Percentile 6 Year Old Child' with the seat in the rearmost riding position.	Y <input type="checkbox"/> N <input type="checkbox"/> NA <input type="checkbox"/>	
All buckles of a quick-release design?	Y <input type="checkbox"/> N <input type="checkbox"/> NA <input type="checkbox"/>	
Are release instructions printed legibly on the front of the buckle and/or the release coloured red or orange? (ECE)	Y <input type="checkbox"/> N <input type="checkbox"/> NA <input type="checkbox"/>	
Any free end of strap of a seatbelt, (1) Prevented from passing through an adjuster? (2) Have at least 25mm available grip when fully extended? For 'Outboard Seating Positions' adjacent to a door, (3) Restrained against another strap?	Y <input type="checkbox"/> N <input type="checkbox"/> NA <input type="checkbox"/> Y <input type="checkbox"/> N <input type="checkbox"/> NA <input type="checkbox"/> Y <input type="checkbox"/> N <input type="checkbox"/> NA <input type="checkbox"/>	
Buckle component of the retracting strap accessible?	Y <input type="checkbox"/> N <input type="checkbox"/> NA <input type="checkbox"/>	
Buckle component of the non-retracting part of seatbelt accessible and (for individual front seats buckle component is rigid)?	Y <input type="checkbox"/> N <input type="checkbox"/> NA <input type="checkbox"/>	
Positive feature to restrain outboard buckles?	Y <input type="checkbox"/> N <input type="checkbox"/> NA <input type="checkbox"/>	
	Compliance with rule	
	Y <input type="checkbox"/> N <input type="checkbox"/> NA <input type="checkbox"/>	

**ADR 5/03 – ANCHORAGES FOR SEATBELTS**  
(Effective date for MA vehicles July 1988)

FEATURE	COMPLIANCE
Seat belt anchorages for all seating positions?	Y <input type="checkbox"/> N <input type="checkbox"/> NA <input type="checkbox"/>

<b>VIN</b>	<b>Certificate N<sup>o</sup></b>	<b>Signature</b>
------------	----------------------------------	------------------

**Notes:**.....  
.....  
.....

All outboard seating positions include an upper anchorage (except second row MC vehicle category, vehicles with no permanent structure and third row folding seats in cargo area)?	Y <input type="checkbox"/> N <input type="checkbox"/> NA <input type="checkbox"/>
Lap anchor points on opposite sides of 'Seating Reference Plane'; minimum separation at least 165 mm ?	Y <input type="checkbox"/> N <input type="checkbox"/> NA <input type="checkbox"/>
Compliance with rule	Y <input type="checkbox"/> N <input type="checkbox"/> NA <input type="checkbox"/>

**ADR 6/00 – DIRECTION INDICATOR LAMPS**  
(Effective date for MA vehicles July 1988)

Direction turn signal lamps, front , rear and side fitted?	Y <input type="checkbox"/> N <input type="checkbox"/> NA <input type="checkbox"/>
Colour amber?	Y <input type="checkbox"/> N <input type="checkbox"/> NA <input type="checkbox"/>
Visibility 45° inboard and 80° outboard front and rear?	Y <input type="checkbox"/> N <input type="checkbox"/> NA <input type="checkbox"/>
Rear mounted tyre carrier complies with item 3 requirements (MC & MB vehicles only)?	Y <input type="checkbox"/> N <input type="checkbox"/> NA <input type="checkbox"/>
Side repeater has rearwards visibility from 5° to 60° outboard?	Y <input type="checkbox"/> N <input type="checkbox"/> NA <input type="checkbox"/>
Distance between side indicator and front of vehicle does not exceed 1800 mm (or 2500 mm if structure renders lower figure impossible)?	Y <input type="checkbox"/> N <input type="checkbox"/> NA <input type="checkbox"/>
Compliance with rule	Y <input type="checkbox"/> N <input type="checkbox"/> NA <input type="checkbox"/>

**ADR 7/00 - HYDRAULIC BRAKE HOSES**  
(Effective date for MA vehicles July 1988)

Hydraulic brake hoses that comply with ADR 42 need not comply with this rule.

FEATURE	COMPLIANCE
Hydraulic brake hoses comply with SAE J1401, FMVSS 106 (Circle)?	Y <input type="checkbox"/> N <input type="checkbox"/> NA <input type="checkbox"/>
For any one brake hose, identify (1) Location?..... (2) Marking? .....	
All brake hoses in a good condition and not perished or damaged?	Y <input type="checkbox"/> N <input type="checkbox"/> NA <input type="checkbox"/>
Compliance with rule	Y <input type="checkbox"/> N <input type="checkbox"/> NA <input type="checkbox"/>

**ADR 8/00 - SAFETY GLAZING MATERIAL**  
(Effective date for MA vehicles July 1988)

FEATURE	COMPLIANCE
All glazing suitably marked?	Y <input type="checkbox"/> N <input type="checkbox"/> NA <input type="checkbox"/>
Windscreen glass marked as being laminated?	Y <input type="checkbox"/> N <input type="checkbox"/> NA <input type="checkbox"/>
Glazing standard and approval No.....	
Windscreen marking .....	
Driver's side window marking.....	
Rear window marking.....	
Do surface tinted windows meet minimum 35% light transmittance and maximum 10% reflectance values (visual assessment)?	Y <input type="checkbox"/> N <input type="checkbox"/> NA <input type="checkbox"/>
Compliance with rule	Y <input type="checkbox"/> N <input type="checkbox"/> NA <input type="checkbox"/>

<b>VIN</b>	<b>Certificate N°</b>	<b>Signature</b>
------------	-----------------------	------------------

**Notes:**.....  
.....  
.....

**ADR 10/01 - STEERING COLUMN**

(Effective date for MA vehicles July 1988)

FEATURE	COMPLIANCE
Steering column appears to have collapsible element?	Y <input type="checkbox"/> N <input type="checkbox"/> NA <input type="checkbox"/>
Compliance with rule	Y <input type="checkbox"/> N <input type="checkbox"/> NA <input type="checkbox"/>

**ADR 11/00 – INTERNAL SUN VISORS**

(Effective date for MA vehicles July 1988)

FEATURE	COMPLIANCE
Sun visors padded with energy absorption material?	Y <input type="checkbox"/> N <input type="checkbox"/> NA <input type="checkbox"/>
No rigid material edges less than 3 mm radius??	Y <input type="checkbox"/> N <input type="checkbox"/> NA <input type="checkbox"/>
Compliance with rule	Y <input type="checkbox"/> N <input type="checkbox"/> NA <input type="checkbox"/>

**ADR 12/00 - GLARE REDUCTION IN THE FIELD OF VIEW**

(Effective date for MA vehicles July 1988)

FEATURE	COMPLIANCE
Are All Surfaces Of The Following Items Dull Metal Or Non-Metallic;	
(1) windscreen wiper arms and blades	Y <input type="checkbox"/> N <input type="checkbox"/> NA <input type="checkbox"/>
(2) internal windscreen mouldings	Y <input type="checkbox"/> N <input type="checkbox"/> NA <input type="checkbox"/>
(3) horn ring and hub of steering wheel	Y <input type="checkbox"/> N <input type="checkbox"/> NA <input type="checkbox"/>
(4) internal rear vision mirror frame and mounting bracket: and	Y <input type="checkbox"/> N <input type="checkbox"/> NA <input type="checkbox"/>
(5) steering column mounted control levers and gear selectors quadrants.	Y <input type="checkbox"/> N <input type="checkbox"/> NA <input type="checkbox"/>
Compliance with rule	Y <input type="checkbox"/> N <input type="checkbox"/> NA <input type="checkbox"/>

**ADR 13/00 - INSTALLATION OF LIGHTS & LIGHT SIGNALLING DEVICES**

(Effective date for MA vehicles July 1988)

**NOTE** These inspection items are based on the latest issue of ADR 13/00. Vehicles may be certified to previous versions of ADR 13/00 that were in force at the time the vehicle was originally built.

- (1) All lamps constituting a pair must be symmetrical about the centre line of the vehicle.
- (2) All forward and rearward facing lamps must be visible through 45° inboard and XX outboard without obstruction.
- (3) Lamps must be undamaged and lenses untinted, uncracked and not excessively faded.

Main beam headlamps	Y <input type="checkbox"/> N <input type="checkbox"/> NA <input type="checkbox"/>
Dipped beam headlamps	Y <input type="checkbox"/> N <input type="checkbox"/> NA <input type="checkbox"/>
Front fog lamp(s) (optional)	Y <input type="checkbox"/> N <input type="checkbox"/> NA <input type="checkbox"/>
Reversing lamp(s)	Y <input type="checkbox"/> N <input type="checkbox"/> NA <input type="checkbox"/>
Direction indicator lamps	Y <input type="checkbox"/> N <input type="checkbox"/> NA <input type="checkbox"/>
Hazard warning lamps	Y <input type="checkbox"/> N <input type="checkbox"/> NA <input type="checkbox"/>
Cornering lamps (optional)	Y <input type="checkbox"/> N <input type="checkbox"/> NA <input type="checkbox"/>
Stop (brake) lamps	Y <input type="checkbox"/> N <input type="checkbox"/> NA <input type="checkbox"/>

<b>VIN</b>	<b>Certificate N°</b>	<b>Signature</b>
------------	-----------------------	------------------

**Notes:**.....  
 .....  
 .....

Compliance with rule	Y <input type="checkbox"/> N <input type="checkbox"/> NA <input type="checkbox"/>
----------------------	-----------------------------------------------------------------------------------

**ADR 14/00 - REAR VISION MIRROR**  
(Effective date for MA vehicles July 1988)

FEATURE	COMPLIANCE
Reflective surface of RHS mirror flat? May be convex <b>only if 'E' marked</b> , Approval No .....	Y <input type="checkbox"/> N <input type="checkbox"/> NA <input type="checkbox"/>
Reflective surface of internal mirror flat?	Y <input type="checkbox"/> N <input type="checkbox"/> NA <input type="checkbox"/>
If LHS external mirror fitted, is it 'Flat' or 'Convex'? (circle one).	
RHS external mirror adjustable from the drivers seating position?	Y <input type="checkbox"/> N <input type="checkbox"/> NA <input type="checkbox"/>
RHS external mirror not obscured by the unwiped portion of the windscreen?	Y <input type="checkbox"/> N <input type="checkbox"/> NA <input type="checkbox"/>
Compliance with rule	Y <input type="checkbox"/> N <input type="checkbox"/> NA <input type="checkbox"/>

**ADR 15/00 - DEMISTING OF WINDSCREEN**  
(Effective date for MA vehicles July 1988)

FEATURE	COMPLIANCE
Provision made for windscreen demisting?	Y <input type="checkbox"/> N <input type="checkbox"/> NA <input type="checkbox"/>
Compliance with rule	Y <input type="checkbox"/> N <input type="checkbox"/> NA <input type="checkbox"/>

**ADR 16/00 - WINDSCREEN WIPERS & WASHERS**  
(Effective date for MA vehicles July 1988)

FEATURE	COMPLIANCE
Corresponding areas wiped in front of the driver and the front seat passenger?	Y <input type="checkbox"/> N <input type="checkbox"/> NA <input type="checkbox"/>
Wiper and washer controls readily accessible to driver?	Y <input type="checkbox"/> N <input type="checkbox"/> NA <input type="checkbox"/>
Number of frequencies? (including intermittent cycles)	.....
Windscreen washing system operational and serviceable?	Y <input type="checkbox"/> N <input type="checkbox"/> NA <input type="checkbox"/>
Windscreen washing system reservoir capacity at least 1 litre?	Y <input type="checkbox"/> N <input type="checkbox"/> NA <input type="checkbox"/>
Compliance with rule	Y <input type="checkbox"/> N <input type="checkbox"/> NA <input type="checkbox"/>

**ADR 18/00 - INSTRUMENTATION**  
(Effective date for MA vehicles July 1988)

FEATURE	COMPLIANCE
Speedometer on driver's side and all visual indicators readily visible by the driver?	Y <input type="checkbox"/> N <input type="checkbox"/> NA <input type="checkbox"/>
Speed indicating element colour and background contrast?	Y <input type="checkbox"/> N <input type="checkbox"/> NA <input type="checkbox"/>
All essential gauges and indicators other than warning lamps provided with variable intensity illumination?	Y <input type="checkbox"/> N <input type="checkbox"/> NA <input type="checkbox"/>
Vehicle speed indicated in Km/h only? If 'NO' is Major Scale Km/h?	Y <input type="checkbox"/> N <input type="checkbox"/> NA <input type="checkbox"/> Y <input type="checkbox"/> N <input type="checkbox"/> NA <input type="checkbox"/>
Speedometer readily visible to the driver?	Y <input type="checkbox"/> N <input type="checkbox"/> NA <input type="checkbox"/>
Odometer. Distance travelled indicated in a least 1Km units least from 1 to 600 000 Km	Y <input type="checkbox"/> N <input type="checkbox"/> NA <input type="checkbox"/>
Compliance with rule	Y <input type="checkbox"/> N <input type="checkbox"/> NA <input type="checkbox"/>

<b>VIN</b>	<b>Certificate N°</b>	<b>Signature</b>
------------	-----------------------	------------------

**Notes:**.....  
.....  
.....

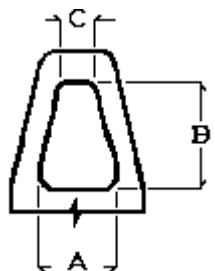
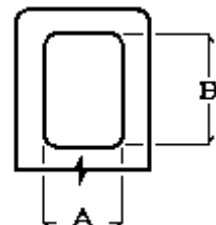
**ADR 21/00 - INSTRUMENT PANEL**  
(Effective date for MA vehicles July 1988)

FEATURE	COMPLIANCE
Area of instrument panel left of steering wheel appears to be satisfactorily padded?	Y <input type="checkbox"/> N <input type="checkbox"/> NA <input type="checkbox"/>
Interior compartment door latches operate satisfactorily?	Y <input type="checkbox"/> N <input type="checkbox"/> NA <input type="checkbox"/>
Compliance with rule	Y <input type="checkbox"/> N <input type="checkbox"/> NA <input type="checkbox"/>

**ADR 22/00 - HEAD RESTRAINTS**  
(Effective date for MA vehicles July 1988)

FEATURE	COMPLIANCE
Head restraints fitted to front outboard seats?	Y <input type="checkbox"/> N <input type="checkbox"/> NA <input type="checkbox"/>
Distance between upper and lower edges not less than 115 mm?	Y <input type="checkbox"/> N <input type="checkbox"/> NA <input type="checkbox"/>
Minimum height of upper boundary above intersection of seat cushion and seat back at centre line of seat greater than 700mm?	Y <input type="checkbox"/> N <input type="checkbox"/> NA <input type="checkbox"/>
Width not less than 170 mm for individual seat and 250 mm for bench seat at approx 700mm above intersection of seat cushion and seat back at centre line of seat?	Y <input type="checkbox"/> N <input type="checkbox"/> NA <input type="checkbox"/>
Compliance with rule	Y <input type="checkbox"/> N <input type="checkbox"/> NA <input type="checkbox"/>

**IF HEAD RESTRAINT NON-SOLID, GIVE DIMENSIONS**

	<p>A = _____</p> <p>B = _____</p> <p>C = _____</p>		<p>A = _____</p> <p>B = _____</p>
------------------------------------------------------------------------------------	----------------------------------------------------	-------------------------------------------------------------------------------------	-----------------------------------

**ADR 24/00 - TYRE AND RIM SELECTION**  
(Effective date for MA vehicles July 1988)

FEATURE	COMPLIANCE
Are NEW tyres fitted?	Y <input type="checkbox"/> N <input type="checkbox"/> NA <input type="checkbox"/>
For one tyre fitted, identify: (If tyre size different front and rear, complete for 1 Fr & 1 Rr tyre)	
(1) Manufacturer or trade mark	Fr..... Rr.....
(2) Tyre size, speed category and carcass construction symbols	Fr..... Rr.....
(3) Date code	Fr..... Rr.....
(4) Regulation and marks	DOT.....
At least 4 tread wear indicators?	Y <input type="checkbox"/> N <input type="checkbox"/> NA <input type="checkbox"/>
Tyres fitted comply with DOT or E mark specifications?	Y <input type="checkbox"/> N <input type="checkbox"/> NA <input type="checkbox"/>

<b>VIN</b>	<b>Certificate N°</b>	<b>Signature</b>
------------	-----------------------	------------------

**Notes:**.....  
.....  
.....

A placard of durable material permanently affixed to the vehicle containing the following?:	
(1) For each nominated rim profile the recommended tyre size?	Y <input type="checkbox"/> N <input type="checkbox"/> NA <input type="checkbox"/>
(2) Recommended tyre pressures in kPa?	Y <input type="checkbox"/> N <input type="checkbox"/> NA <input type="checkbox"/>
(3) Statement on load rating and speed category?	Y <input type="checkbox"/> N <input type="checkbox"/> NA <input type="checkbox"/>
All tyres fitted to the vehicle of the same type of 'Carcass' construction?	Y <input type="checkbox"/> N <input type="checkbox"/> NA <input type="checkbox"/>
Maximum load rating and speed category of tyre fitted equal to or greater than that on the placard?	Y <input type="checkbox"/> N <input type="checkbox"/> NA <input type="checkbox"/>
Rims marked according to ADR?	Y <input type="checkbox"/> N <input type="checkbox"/> NA <input type="checkbox"/>
Compliance with rule	Y <input type="checkbox"/> N <input type="checkbox"/> NA <input type="checkbox"/>

**ADR 25/00 - ANTI-THEFT LOCK**

(Effective date for MA vehicles July 1988)

FEATURE	COMPLIANCE
Switch position 'Engine On' to 'Anti-theft' through 'Engine Off'?	Y <input type="checkbox"/> N <input type="checkbox"/> NA <input type="checkbox"/>
Key removal possible only in the anti-theft position?	Y <input type="checkbox"/> N <input type="checkbox"/> NA <input type="checkbox"/>
With key in anti-theft position, is one of the following impossible? Steer vehicle/Engage forward drive gears/Release a brake? (Circle which is applicable)	Y <input type="checkbox"/> N <input type="checkbox"/> NA <input type="checkbox"/>
'Engine off' position to 'anti-theft' position by more than a single rotary or linear motion of the key, or if key removal activates the 'anti-theft device, more than 2mm of movement required to activate.?	Y <input type="checkbox"/> N <input type="checkbox"/> NA <input type="checkbox"/>
Compliance with rule	Y <input type="checkbox"/> N <input type="checkbox"/> NA <input type="checkbox"/>

**ADR 28/00 - EXTERNAL NOISE OF MOTOR VEHICLES**

(Effective date for MA vehicles July 1988)

FEATURE	COMPLIANCE
Vehicle sound level measurement satisfies WA VSR 2002 level for year of manufacture?	Y <input type="checkbox"/> N <input type="checkbox"/> NA <input type="checkbox"/>
Exhaust system is original and in good condition with no leaks or corrosion?	Y <input type="checkbox"/> N <input type="checkbox"/> NA <input type="checkbox"/>
Stationary sound level measurement (dBA).....	
Compliance with rule	Y <input type="checkbox"/> N <input type="checkbox"/> NA <input type="checkbox"/>

**ADR 29/00 - SIDE DOOR STRENGTH**

(Effective date for MA vehicles July 1988)

Side doors fitted with OEM side intrusion bars?	Y <input type="checkbox"/> N <input type="checkbox"/> NA <input type="checkbox"/>
Side doors have had impact intrusion bars fitted for occupant protection and bars meet ADR standards by appearance, comparison or test? (Circle method)	Y <input type="checkbox"/> N <input type="checkbox"/> NA <input type="checkbox"/>
Compliance with rule	Y <input type="checkbox"/> N <input type="checkbox"/> NA <input type="checkbox"/>

**ADR 30/00 - SMOKE EMISSION CONTROL FOR DIESEL VEHICLES**

(Effective date for MA vehicles July 1988)




FEATURE	COMPLIANCE
Engine filters, oils and injectors serviced?	Y <input type="checkbox"/> N <input type="checkbox"/> NA <input type="checkbox"/>
Engine smoke or fuel/air ratio test conducted ( <b>test report attached</b> )?	Y <input type="checkbox"/> N <input type="checkbox"/> NA <input type="checkbox"/>
Compliance with rule	Y <input type="checkbox"/> N <input type="checkbox"/> NA <input type="checkbox"/>

<b>VIN</b>	<b>Certificate N°</b>	<b>Signature</b>
------------	-----------------------	------------------

Notes:.....  
 .....  
 .....

**ADR 31/00 - PASSENGER CAR BRAKES (MA Category Only)**

(Effective date for MA vehicles July 1988)

FEATURE	COMPLIANCE
Brake system checked and serviced, brake pads/linings in a serviceable condition??	Y <input type="checkbox"/> N <input type="checkbox"/> NA <input type="checkbox"/>
Service brake a split system?	Y <input type="checkbox"/> N <input type="checkbox"/> NA <input type="checkbox"/>
Adequate provision made for adjustment of service and park brake systems?	Y <input type="checkbox"/> N <input type="checkbox"/> NA <input type="checkbox"/>
(1) Combined reservoir for split system?	Y <input type="checkbox"/> N <input type="checkbox"/> NA <input type="checkbox"/>
(2) If yes, is there a divider fitted?	Y <input type="checkbox"/> N <input type="checkbox"/> NA <input type="checkbox"/>
Labelling satisfactory and located on or near brake fluid reservoir cap?	Y <input type="checkbox"/> N <input type="checkbox"/> NA <input type="checkbox"/>
Service brake failure indicator lamp fitted and functioning correctly?	Y <input type="checkbox"/> N <input type="checkbox"/> NA <input type="checkbox"/>
Labelling satisfactory with at least the word 'BRAKE,' or ISO symbol  ?	Y <input type="checkbox"/> N <input type="checkbox"/> NA <input type="checkbox"/>
Park brake mechanical only?	Y <input type="checkbox"/> N <input type="checkbox"/> NA <input type="checkbox"/>
Park brake indicator a separate Lamp (S), or a combination unit (C) with service brake failure lamp? (Circle S or C).	
Labelling satisfactory with the word 'PARK BRAKE,' or ISO symbol  , or  if combined with service brake ?	Y <input type="checkbox"/> N <input type="checkbox"/> NA <input type="checkbox"/>
Compliance with rule	Y <input type="checkbox"/> N <input type="checkbox"/> NA <input type="checkbox"/>

**ADR 34/00 - CHILD RESTRAINT ANCHORAGES & CHILD RESTRAINT**

(Effective date for MA vehicles July 1988)

FEATURE	COMPLIANCE
Child Restraint Anchorages provided for each applicable rear seating position?	Y <input type="checkbox"/> N <input type="checkbox"/> NA <input type="checkbox"/>
Anchorages fitted meet Australian equivalent standards by inspection, comparison or test (circle)?	Y <input type="checkbox"/> N <input type="checkbox"/> NA <input type="checkbox"/>
Child Restraint Anchor Fitting installed in at least the centre rear position, unless centre lap sash belt fitted? (Not required when certified to ADR 5/02) If not fitted in centre position note where fitted. 2 <sup>nd</sup> Row L.....R..... 3 <sup>rd</sup> Row L.....R.....	Y <input type="checkbox"/> N <input type="checkbox"/> NA <input type="checkbox"/>
For positions where 'Anchor Fitting' is not provided, anchorage has 5/16 UNC thread? (Where an M8 thread used for CRA, hook type attaching clip to be fitted).	Y <input type="checkbox"/> N <input type="checkbox"/> NA <input type="checkbox"/>
Clearance provided around each 'Fitting' to allow latching and unlatching of 'Attaching Clip'	Y <input type="checkbox"/> N <input type="checkbox"/> NA <input type="checkbox"/>
Location information and instructions for use provided?	Y <input type="checkbox"/> N <input type="checkbox"/> NA <input type="checkbox"/>
'Child Restraint Anchorages' more than 230mm rearward of the transverse 'Seating Reference Plane'? (140mm when certified to ADR 5/02)	Y <input type="checkbox"/> N <input type="checkbox"/> NA <input type="checkbox"/>
'Child Restraint Anchorage/Fitting' lies within 40 mm of the 'Seating Reference Plane'?	Y <input type="checkbox"/> N <input type="checkbox"/> NA <input type="checkbox"/>
Compliance with rule	Y <input type="checkbox"/> N <input type="checkbox"/> NA <input type="checkbox"/>

<b>VIN</b>	<b>Certificate N°</b>	<b>Signature</b>
------------	-----------------------	------------------

Notes:.....  
 .....  
 .....

**ADR 35/00- COMMERCIAL VEHICLE BRAKE SYSTEMS (MB & MC CATEGORY ONLY)**

(Effective date July 1988)

FEATURE	COMPLIANCE
Service brake system serviced, disc pads/linings in serviceable condition on all wheels?	Y <input type="checkbox"/> N <input type="checkbox"/> NA <input type="checkbox"/>
Secondary brake system provided?	Y <input type="checkbox"/> N <input type="checkbox"/> NA <input type="checkbox"/>
If service brake is hydraulic, is it a split system?	Y <input type="checkbox"/> N <input type="checkbox"/> NA <input type="checkbox"/>
(1) Combined reservoir for split system?	Y <input type="checkbox"/> N <input type="checkbox"/> NA <input type="checkbox"/>
(2) If yes, is there a divider fitted?	Y <input type="checkbox"/> N <input type="checkbox"/> NA <input type="checkbox"/>
Label on or near brake fluid reservoir cap?	Y <input type="checkbox"/> N <input type="checkbox"/> NA <input type="checkbox"/>
Service brake failure indicator:	
(1) Provided?	Y <input type="checkbox"/> N <input type="checkbox"/> NA <input type="checkbox"/>
(2) Lamp activation satisfactory?	Y <input type="checkbox"/> N <input type="checkbox"/> NA <input type="checkbox"/>
(3) Labelling satisfactory with at least the word 'BRAKE', or ISO symbol (ⓘ)?	Y <input type="checkbox"/> N <input type="checkbox"/> NA <input type="checkbox"/>
Audible indicator provided with single brake power unit?	Y <input type="checkbox"/> N <input type="checkbox"/> NA <input type="checkbox"/>
For system with brake power units, is a separate gauge provided for each reservoir?	Y <input type="checkbox"/> N <input type="checkbox"/> NA <input type="checkbox"/>
Park Brake.	
(1) Retention in applied position mechanical?	Y <input type="checkbox"/> N <input type="checkbox"/> NA <input type="checkbox"/>
(2) Control separate from service brake?	Y <input type="checkbox"/> N <input type="checkbox"/> NA <input type="checkbox"/>
(3) Min of 2 separate and distinct movements to release?	Y <input type="checkbox"/> N <input type="checkbox"/> NA <input type="checkbox"/>
IF NA is it designed to minimise the possibility of inadvertent release?	Y <input type="checkbox"/> N <input type="checkbox"/> NA <input type="checkbox"/>
(1) Park brake indicator a separate lamp (S), or a combined unit (C) with service brake failure lamp? (indicate S or C)	Y <input type="checkbox"/> N <input type="checkbox"/> NA <input type="checkbox"/>
(2) Labelling satisfactory with the word 'PARK BRAKE', 'PARKING BRAKE', or (P) or (ⓘ) ?	Y <input type="checkbox"/> N <input type="checkbox"/> NA <input type="checkbox"/>
Compliance with rule	Y <input type="checkbox"/> N <input type="checkbox"/> NA <input type="checkbox"/>

**ADR 36/00 - EXHAUST EMISSION CONTROL FOR HEAVY DUTY VEHICLES (MB & MC CATEGORY ONLY, OVER 2.7t GVM)**

(Effective date July 1988)

FEATURE	COMPLIANCE
Access to idle air/fuel mixture screw?	Y <input type="checkbox"/> N <input type="checkbox"/> NA <input type="checkbox"/>
Engine emission IM240 test conducted (test report attached)? <b>(delayed)</b>	Y <input type="checkbox"/> N <input type="checkbox"/> NA <input type="checkbox"/>
Compliance with rule	Y <input type="checkbox"/> N <input type="checkbox"/> NA <input type="checkbox"/>

<b>VIN</b>	<b>Certificate N°</b>	<b>Signature</b>
------------	-----------------------	------------------

**Notes:**.....  
 .....  
 .....

**ADR 37/00 - EMISSION CONTROL FOR LIGHT VEHICLES (MA, MB1 & MC1 CATEGORY ONLY UNDER 2.7t GVM)**

(Effective date for MA vehicles July 1988)

FEATURE	COMPLIANCE
Readily visible unleaded fuel label affixed near petrol filler inlet(s) or filler cap(s) marked?	Y <input type="checkbox"/> N <input type="checkbox"/> NA <input type="checkbox"/>
Filler neck internal diameter more than 21.30 mm and less than 23.6 mm (for unleaded petrol nozzle only)?	Y <input type="checkbox"/> N <input type="checkbox"/> NA <input type="checkbox"/>
Satisfactory label fitted in engine compartment?	Y <input type="checkbox"/> N <input type="checkbox"/> NA <input type="checkbox"/>
Catalytic converter fitted?	Y <input type="checkbox"/> N <input type="checkbox"/> NA <input type="checkbox"/>
Engine emission IM240 test conducted (test report attached)? <b>(delayed)</b>	Y <input type="checkbox"/> N <input type="checkbox"/> NA <input type="checkbox"/>
Compliance with rule	Y <input type="checkbox"/> N <input type="checkbox"/> NA <input type="checkbox"/>

**ADR 41/00 - MANDATORY OPERATION ON UNLEADED PETROL (MB2 & MC2 CATEGORY ONLY, OVER 2.7t GVM)**

(Effective date July 1988)

FEATURE	COMPLIANCE
Satisfactory unleaded fuel label affixed near petrol filler inlet(s)?	Y <input type="checkbox"/> N <input type="checkbox"/> NA <input type="checkbox"/>
Filler neck internal diameter more than 21.30 mm and less than 23.6 mm (for unleaded petrol nozzle only)?	Y <input type="checkbox"/> N <input type="checkbox"/> NA <input type="checkbox"/>
Compliance with rule	Y <input type="checkbox"/> N <input type="checkbox"/> NA <input type="checkbox"/>

**ADR 42/04 - GENERAL SAFETY REQUIREMENTS**

(Effective date for MA vehicles July 1988)

This rule covers safety requirements for design and construction to ensure safe operation.

FEATURE	COMPLIANCE
<b>BONNET LATCHING</b> If bonnet front opening, is a second latching position provided?	Y <input type="checkbox"/> N <input type="checkbox"/> NA <input type="checkbox"/>
<b>CIGAR OR CIGARETTE LIGHTER</b> Activation possible only with switch in "accessory" or "engine on" position?	Y <input type="checkbox"/> N <input type="checkbox"/> NA <input type="checkbox"/>
<b>DIESEL ENGINES</b> Device fitted to prevent inadvertent starting of engine?	Y <input type="checkbox"/> N <input type="checkbox"/> NA <input type="checkbox"/>
<b>STEERING SYSTEM</b> Steering wheel located centrally or to the right? Steering wheel on left and vehicle is for personal use as per VSR Rule 21?	Y <input type="checkbox"/> N <input type="checkbox"/> NA <input type="checkbox"/> Y <input type="checkbox"/> N <input type="checkbox"/> NA <input type="checkbox"/>
<b>AUTOMATIC TRANSMISSION</b> Fitted with automatic transmission ? If YES:	Y <input type="checkbox"/> N <input type="checkbox"/> NA <input type="checkbox"/>
Starter inoperative in forward or reverse?	Y <input type="checkbox"/> N <input type="checkbox"/> NA <input type="checkbox"/>
<b>EXHAUST OUTLETS</b> Exhaust pipe extends at least 40 mm beyond rearmost unsealed joint of floor-pan? Exhaust outlet within vehicle perimeter in plan? If exhaust discharges to the side of vehicle is it to the right side and downwards between 15 deg and 45 deg to the horizontal? If the exhaust discharges to the rear of the vehicle, is it between 10 deg above and 45 deg below horizontal?	Y <input type="checkbox"/> N <input type="checkbox"/> NA <input type="checkbox"/> Y <input type="checkbox"/> N <input type="checkbox"/> NA <input type="checkbox"/> Y <input type="checkbox"/> N <input type="checkbox"/> NA <input type="checkbox"/> Y <input type="checkbox"/> N <input type="checkbox"/> NA <input type="checkbox"/>

<b>VIN</b>	<b>Certificate N°</b>	<b>Signature</b>
------------	-----------------------	------------------

**Notes:**.....  
 .....  
 .....

<b>EXTERNAL OR INTERNAL PROTRUSIONS</b> Devoid of external or internal projections or sharp or pointed fittings?	Y <input type="checkbox"/> N <input type="checkbox"/> NA <input type="checkbox"/>
<b>FIELD OF VIEW</b> Driver's view on either side and in all directions in front of the vehicle unobstructed?	Y <input type="checkbox"/> N <input type="checkbox"/> NA <input type="checkbox"/>
<b>WHEEL GUARDS (MUDGUARDS)</b>	
Front and rear wheels shrouded by wheel guards that will:	
(1) Direct downwards stones, mud, ice and snow as far as practicable?	Y <input type="checkbox"/> N <input type="checkbox"/> NA <input type="checkbox"/>
(2) Prevent direct contact in collision?	Y <input type="checkbox"/> N <input type="checkbox"/> NA <input type="checkbox"/>
(3) Provides cover at least as shown in Fig. 1 or 2 of ADR 42/00 as applicable? (Fig. 1 for category MA, Fig. 2 for MB and MC)?	Y <input type="checkbox"/> N <input type="checkbox"/> NA <input type="checkbox"/>
<b>For MB and MC Category only</b>	
If mud-flaps are required to meet requirements of clause 15.2.2: do mud-flaps reach a point not higher than 230 mm above the ground for vehicles other than off-road vehicles, and 300 mm for vehicles designed for off-road operation?	Y <input type="checkbox"/> N <input type="checkbox"/> NA <input type="checkbox"/>
<b>TELEVISION AND VISUAL DISPLAY UNITS</b>	
Television receiver visual display monitor fitted? If YES:	Y <input type="checkbox"/> N <input type="checkbox"/> NA <input type="checkbox"/>
Obstruction of driver's vision and impediment to driver or passenger movement prevented?	Y <input type="checkbox"/> N <input type="checkbox"/> NA <input type="checkbox"/>
Driver's visibility of images other than for driver's aid prevented?	Y <input type="checkbox"/> N <input type="checkbox"/> NA <input type="checkbox"/>
<b>WINDOWS AND VENTILATION</b>	
Can at least half of the windows be opened? If NA:	Y <input type="checkbox"/> N <input type="checkbox"/> NA <input type="checkbox"/>
Is alternative ventilation adequate?	Y <input type="checkbox"/> N <input type="checkbox"/> NA <input type="checkbox"/>
Power for power windows available only through use of key? Except	Y <input type="checkbox"/> N <input type="checkbox"/> NA <input type="checkbox"/>
When the key has been removed windows remain operational for not more than 45 seconds?	Y <input type="checkbox"/> N <input type="checkbox"/> NA <input type="checkbox"/>
If the driver's door is operated within the 45 second period, windows remain operational for not more than a further 45 seconds	Y <input type="checkbox"/> N <input type="checkbox"/> NA <input type="checkbox"/>
If power windows continue to operate with the key removed is an automatic reverse function incorporated?	Y <input type="checkbox"/> N <input type="checkbox"/> NA <input type="checkbox"/>
Are all the switches for the rear power windows in close proximity of the driver?	Y <input type="checkbox"/> N <input type="checkbox"/> NA <input type="checkbox"/>
IF NA, is there design features to enable the driver to turn off the rear window switches and to initiate the opening of the rear windows?	Y <input type="checkbox"/> N <input type="checkbox"/> NA <input type="checkbox"/>
Windows other than for the driver's position provided with momentary type switches or valves?	Y <input type="checkbox"/> N <input type="checkbox"/> NA <input type="checkbox"/>
<b>WARNING DEVICE AUDIBLE</b> Fitted with at least one horn with constant amplitude and frequency characteristics?	Y <input type="checkbox"/> N <input type="checkbox"/> NA <input type="checkbox"/>
<b>DEMISTING OF WINDSCREENS</b> Is a device fitted to remove condensed moisture from the windscreen?	Y <input type="checkbox"/> N <input type="checkbox"/> NA <input type="checkbox"/>
<b>WINDSCREEN WIPERS AND WASHERS</b>	
(1) Is a power driven windscreen wiping system fitted?	Y <input type="checkbox"/> N <input type="checkbox"/> NA <input type="checkbox"/>
(2) Is a windscreen washing system, which directs water onto the swept area fitted?	Y <input type="checkbox"/> N <input type="checkbox"/> NA <input type="checkbox"/>

<b>VIN</b>	<b>Certificate N°</b>	<b>Signature</b>
------------	-----------------------	------------------

Notes:.....  
 .....  
 .....

(3) Is the device/s for operating the wipers and washers within easy reach of the driver?	Y <input type="checkbox"/> N <input type="checkbox"/> NA <input type="checkbox"/>
<b>TYRE AND RIM SELECTION</b>	
Is a tyre placard fitted?	Y <input type="checkbox"/> N <input type="checkbox"/> NA <input type="checkbox"/>
Does the placard contains the following information:	
(1) Manufacturers recommended tyre size?	Y <input type="checkbox"/> N <input type="checkbox"/> NA <input type="checkbox"/>
(2) Recommended cold inflation pressures in Kpa?	Y <input type="checkbox"/> N <input type="checkbox"/> NA <input type="checkbox"/>
(3) Recommended load rating and speed category?	Y <input type="checkbox"/> N <input type="checkbox"/> NA <input type="checkbox"/>
Maximum load rating and speed category of tyre fitted equal to or greater than that on the placard?	Y <input type="checkbox"/> N <input type="checkbox"/> NA <input type="checkbox"/>
Are all tyres on the placard included on the RVD?	Y <input type="checkbox"/> N <input type="checkbox"/> NA <input type="checkbox"/>
Part number if shown on the placard?.....Pt No.....	#
Compliance with rule	Y <input type="checkbox"/> N <input type="checkbox"/> NA <input type="checkbox"/>

**ADR 43/01 - VEHICLE CONFIGURATION & MARKING**

(Effective date for MA vehicles July 1988)

FEATURE	COMPLIANCE
<b>ENGINE NUMBER</b>	
Engine number stamped, legible and satisfactorily located?	Y <input type="checkbox"/> N <input type="checkbox"/> NA <input type="checkbox"/>
Engine number be readily seen when engine installed in vehicle?	Y <input type="checkbox"/> N <input type="checkbox"/> NA <input type="checkbox"/>
<b>REGISTRATION PLATES</b>	
All parts of front and rear number plate (made as per Fig. 1 of ADR43/00) below 1300 mm from ground?	Y <input type="checkbox"/> N <input type="checkbox"/> NA <input type="checkbox"/>
No part of front and rear number plate obscured by any part of or equipment on the vehicle?	Y <input type="checkbox"/> N <input type="checkbox"/> NA <input type="checkbox"/>
<b>PROJECTION OF EQUIPMENT</b>	
All front and rear projections of equipment less than 1200 mm?	Y <input type="checkbox"/> N <input type="checkbox"/> NA <input type="checkbox"/>
Compliance with rule	Y <input type="checkbox"/> N <input type="checkbox"/> NA <input type="checkbox"/>

**ADR 44/02 - SPECIFIC PURPOSE VEHICLE REQUIREMENTS**

(Effective date for MA vehicles July 1988)

FEATURE	COMPLIANCE
<b>L.P.G. FUELLED VEHICLES</b>	
Vehicle clearly permanently marked in a conspicuous position within the engine compartment with the following information?	Y <input type="checkbox"/> N <input type="checkbox"/> NA <input type="checkbox"/>
(1) Installed as per AS1425-1989?	Y <input type="checkbox"/> N <input type="checkbox"/> NA <input type="checkbox"/>
(2) Identification of the installer? (If not the same as the manufacture, note details). .....	Y <input type="checkbox"/> N <input type="checkbox"/> NA <input type="checkbox"/>
(3) Date of installation?	Y <input type="checkbox"/> N <input type="checkbox"/> NA <input type="checkbox"/>
Are labels to be affixed to registration plates and supplied for inspection, at least 25 mm square and red in colour?	Y <input type="checkbox"/> N <input type="checkbox"/> NA <input type="checkbox"/>
<b>BONNET LATCHING</b>	
If bonnet front opening, is a second latching position provided?	Y <input type="checkbox"/> N <input type="checkbox"/> NA <input type="checkbox"/>
<b>CIGAR OR CIGARETTE LIGHTER</b>	
Activation possible only with switch in "accessory" or "engine on" position?	Y <input type="checkbox"/> N <input type="checkbox"/> NA <input type="checkbox"/>

<b>VIN</b>	<b>Certificate N°</b>	<b>Signature</b>
------------	-----------------------	------------------

Notes:.....  
 .....  
 .....

**ADR 60/00 - CENTRE HIGH MOUNTED STOP LAMPS**

(Effective date for MA vehicles July 1988)

FEATURE	COMPLIANCE
Central High mounted Stop Lamp fitted?	Y <input type="checkbox"/> N <input type="checkbox"/> NA <input type="checkbox"/>
Lamp design provides for easy replacement of the globe without the use of special tools?	Y <input type="checkbox"/> N <input type="checkbox"/> NA <input type="checkbox"/>
Mounted on the vehicles median longitudinal plane?	Y <input type="checkbox"/> N <input type="checkbox"/> NA <input type="checkbox"/>
Mounted with no part of the lens lower than the bottom edge of the rear window by more than 152 mm for convertibles, and 77 mm for other vehicles?	Y <input type="checkbox"/> N <input type="checkbox"/> NA <input type="checkbox"/>
Compliance with rule	Y <input type="checkbox"/> N <input type="checkbox"/> NA <input type="checkbox"/>

**VEHICLE DIMENSIONS**

FEATURE	COMPLIANCE
Vehicle meets relevant requirements of AVSRs?	Y <input type="checkbox"/> N <input type="checkbox"/> NA <input type="checkbox"/>

NOTE: If the answer **N (No)** appears in any "Compliance with rule" box, the compliance cannot be certified under Approval Code LO1

<b>VIN</b>	<b>Certificate N°</b>	<b>Signature</b>
------------	-----------------------	------------------

Notes:.....  
 .....  
 .....